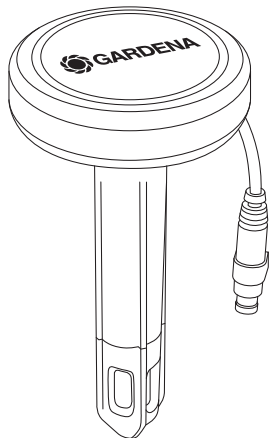




EAC



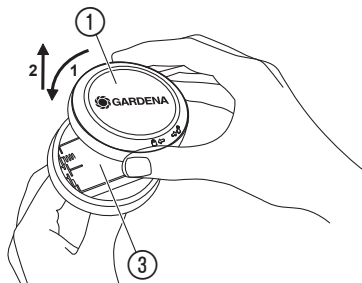
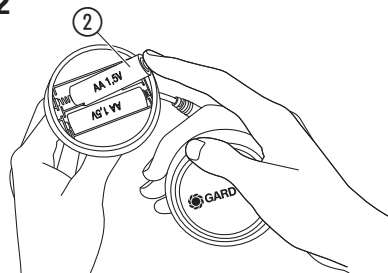
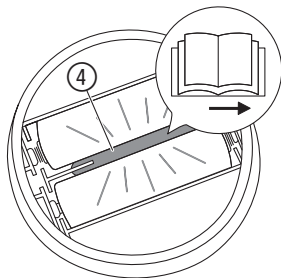
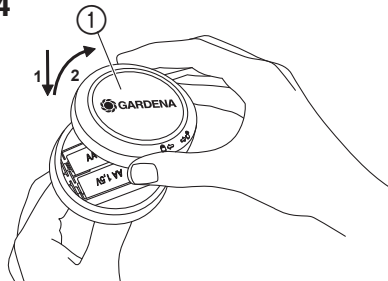
EN



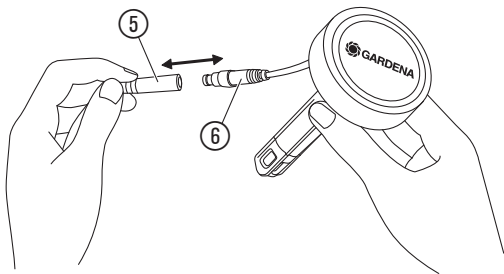
**EN Operator's Manual**  
Soil Moisture Sensor

---

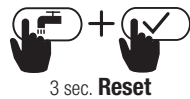
Art. 1867

**I1****I2****I3****I4**

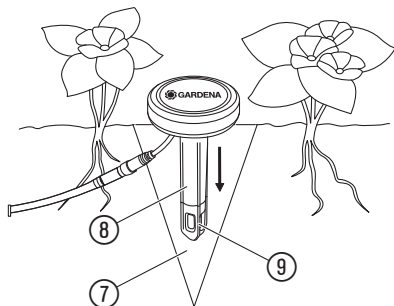
**I5**



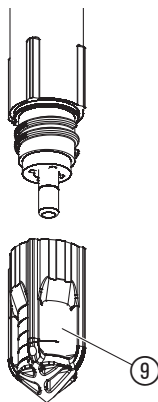
**O1**



**I6**



**M1**



# GARDENA Soil Moisture Sensor

## Translation of the original instructions.



For safety reasons, children and young people under 16 as well as anyone who is not familiar with these operating instructions should not use the product. Persons with reduced physical or mental abilities may use the product only if they are supervised or instructed by a responsible person. Children must be supervised to ensure that they do not play with the product. Never operate the product when you are tired, ill or under the influence of alcohol, drugs or medicine.

## Intended use:

The **GARDENA Soil Moisture Sensor** is designed to be used solely outdoors in domestic and private gardens and in greenhouses to control sprinklers and watering systems via a **GARDENA Irrigation control with a sensor connection** taking account the soil moisture level.



## **DANGER! Risk of physical injury!**

**The GARDENA Soil Moisture Sensor must not be used for industrial purposes or in conjunction with chemicals, foodstuffs, easily flammable and explosive materials.**

## 1. SAFETY

### Important!

Read the operator's manual carefully before use and keep for future reference.



### **DANGER! Risk of suffocation!**

**Small parts can be easily swallowed. There is also a risk that the polybag can suffocate toddlers. Keep toddlers away when you assemble the product.**



### **DANGER! Cardiac arrest!**

**This product makes an electromagnetic field while it operates. This field may under some conditions interfere with active or passive medical implants. To decrease the risk of conditions that can**

**possibly injure or kill, we recommend persons with medical implants to speak with their physician and the medical implant manufacturer before you operate the product.**

Do not set the sensor down with the tip facing upwards. The tip poses a risk of injury.

Do not use damaged products. Ensure that all parts are correctly disposed of with immediate effect (please see Chapter 6. STORAGE *Disposal/Disposal of the batteries*).

Keep damaged parts out of the reach of children.

Regularly examine the product for damage.

There is a risk of tripping. Position the sensor in such a manner that it can be seen at all times.

Regularly examine the batteries for damage.

Do not use damaged batteries. Ensure that they are correctly disposed of (please see Chapter 6. STORAGE *Disposal/Disposal of the batteries*).

Keep damaged batteries out of the reach of children.

The product will become hot when exposed to sunlight. Touching the product in such a condition can result in slight burns if touched.

#### **Batteries:**

To ensure the Sensor runs safely, only 2 x alkalimanganese (alkaline) batteries type LR6 (AA) (Mignon) must be used.



#### **DANGER!**

**There is a risk of explosion if batteries are not replaced in the proper manner. See 6. STORAGE for information on how to dispose of used batteries.**

To prevent failure of the Sensor due to weak batteries in conjunction with a lengthy absence, batteries should be replaced in due course. This will depend on the previous operating life of the batteries and the probable length of absence, which should not exceed 6 month in total.

## 2. FUNCTION

With the GARDENA Soil Moisture Sensor the soil moisture level is taken into consideration for watering. Depending on the soil moisture, measurements are taken at intervals of between 30 and 60 minutes and sent to the irrigation control.

If the batteries are flat and are not replaced, the connected Irrigation control will function with the watering program selected.

## 3. INITIAL OPERATION

#### **To insert the batteries [Fig. I1/I2/I3/I4]:**

The batteries are not included in the scope of delivery.

The Sensor must only be operated with 2 x alkalimanganese (alkaline) batteries type LR6 (AA) (Mignon).

The battery life is approx. 1 year. Depending on the outside temperature and the frequency of measurement and transmission, the battery life may vary.

1. Turn the cover ① anti-clockwise ⇐↻ to unlock and remove it upwards.
2. Insert the batteries (2 x alkaline type LR6 (AA)) ② into the battery compartment ③. Make sure that the polarity is correct.  
*The LED battery ④ in the battery compartment ③ below the batteries ② illuminates green for 3 seconds.*
3. Replace the cover ① and turn it clockwise to lock ↻⇐.

If the LED battery ④ flashes red every 5 seconds, the batteries are empty and must be replaced.



#### **CAUTION!**

**Rechargeable batteries should not be used!**

If the LED battery ④ illuminates red, an error has occurred (see 7. TROUBLESHOOTING).

#### **To connect the connection cable [Fig. I5]:**

1. Connect the connection cable ⑤ to the plug ⑥ of the soil moisture sensor.
2. Connect the connection cable to the irrigation control.

#### **Hints:**

- Lay the cable flat to avoid injury and damage.
- If necessary, fix the cable with **GARDENA Hooks Art. 4090** (accessory for GARDENA Robotics).
- Lay the cable in the ground in a bed of sand to prevent damage from stones.
- The connecting cable can be extended to a total length of 105 m using the **GARDENA Extension Cable Art. 1868 (10 m)**.

#### **To select the correct location:**

##### **Correct location:**

The Sensor must be positioned at a location in the watering area which is exposed to the same climatic conditions as the plants (sun, wind, rain, etc.) for which a status is to be displayed.

##### **Incorrect location:**

The Sensor should not be covered by neighbouring plants. Areas of shade should be avoided.

To rule out erroneous results caused by waterlogging, the Sensor should not be positioned in dips in the ground.

#### **To plant the Sensor [Fig. I6]:**



#### **CAUTION!**

**The tip of the sensor will only measure the soil moisture correctly if the sensor tip is in full contact with the ground on all sides!**

**No air should be trapped at the sensor tip in the ground.**

1. Dig a funnel-shaped hole in the ground ⑦ at least 12 cm deep.
2. Break up the soil ⑦ removed and take out any stones.
3. Moisten the soil ⑦ if the soil is dry.
4. Replace the damp broken-up soil ⑦ in the funnel-shaped hole without packing tight.
5. Insert the sensor into the broken up soil up to the **lower edge (upper edge in the mowing area) of the Soil Moisture Sensor ⑧**.  
*Here the sensor tip ⑨ must be in full contact with the damp soil on all sides.*
6. Press down the soil ⑦ around the Soil Moisture Sensor ⑧ lightly.  
*The Sensor should not stand loose in the ground.*
7. Water the area around the sensor with approx. 1 litre water.  
*Depending on the ground it may take several hours until the sensor measures the actual soil moisture.*

#### **To connect the GARDENA Micro-Drip-System:**

To ensure that the quantity of water delivered is registered by the sensor tip when using the GARDENA Micro-Drip-System, a drip head should be installed directly above the sensor.

## 4. OPERATION

### **Use with the GARDENA Watering Controls Art. 1889, 1890, 1891, 1892:**

The water requirement of plants depends on many factors, e. g. type of plant, soil, sunshine, wind. To find the suitable switching point of the Soil Moisture Sensor, it has to be observed during irrigation over a period of approx. 1 – 2 weeks and adjusted on the watering control side if necessary.

#### **To set the switching point of the Soil Moisture Sensor:**

- For medium-heavy outdoor soils (loamy humus), the switching point should be selected at medium humid.
- For sandy soils, the switching point should be selected at very humid.
- For potting soil, the switching point should be selected for rather dry soils.

#### **To adjust the soil moisture level**

→ If the soil seems too dry or too moist for a corresponding application (soil type or plant species), adjust the switching point using the sensor setting of the irrigation control.

This functionality is offered by the following irrigation controls from software version:

- 1889/1285: all
- 1890: 2.0 and higher
- 1891: 2.0 and higher
- 1892: 32 and higher

In an earlier version, a switching point is preset at the factory, see p. following section.

Display of the software version of the irrigation control:

- after inserting the battery
- or
- after resetting to the factory setting by holding the two buttons simultaneously for 3 seconds [Fig. 01].

#### **To display the soil moisture:**

The display of the irrigation control shows the last measured moisture level. If the soil moisture is equal to or greater than the selected switch point, no watering is carried out.

#### **Operation with all other GARDENA Irrigation Controls with Sensor Connection, Art. 1881, 1883, 1885, 1862, 1864, 1866, 1874, 1283, 1284, 1276 and previous models with a Sensor Connection:**

- A switching point is preset at the factory and cannot be changed.
- For GARDENA Irrigation Controls with a two-wire Sensor Connection, an adapter cable set can be ordered from GARDENA Service.

#### **Usages:**

To keep the soil moisture level as constant as possible, irrigation should be carried out with short watering cycles and short watering times. This especially applies to flower boxes on balconies, which have a watering time of < 5 minutes.

The spread of moisture in the soil after watering or rainfall is rather slow. In the worst-case scenario it may happen that irrigation and a rain shower overlap until the required soil moisture is attained.

## 5. MAINTENANCE

### To clean/replace the sensor tip [ Fig. M1 ]:

Whenever the Sensor is relocated, the sensor tip should be cleaned/replaced. The felt on the tip should not come into contact with grease/oil.

→ Clean the sensor tip ⑨ with clear water.

If the felt becomes damaged, the sensor tip can be re-ordered from GARDENA Service.

→ Unscrew the sensor tip ⑨ and screw on the new sensor tip.

### To clean the sensor:

No caustic/abrasive cleaning agents should be used.

→ Clean the sensor with a damp cloth (do not use solvent).

## 6. STORAGE

### To put into storage:

#### The product must be stored away from children.

1. Remove the batteries to preserve them (see 3. INITIAL OPERATION).
2. Store the Sensor in a dry, enclosed and frost-free place.

### Disposal:

(in accordance with RL2012/19/EC)



The product must not be disposed of to normal household waste. It must be disposed of in line with local environmental regulations.

### IMPORTANT!

→ Dispose of the product through or via your municipal recycling collection centre.

### Disposal of the batteries:

The batteries may only be disposed of when discharged.

### IMPORTANT!

→ Dispose of the batteries through or via your municipal recycling collection centre.

## 7. TROUBLESHOOTING

Problem	Possible Cause	Remedy
Watering is switched on although soil is damp	Sensor is not positioned in the watering area.	→ Position the sensor in the watering area.
	Switching point is selected too damp.	→ Select the switching point "drier".



Problem	Possible Cause	Remedy
<b>Watering is switched on although soil is damp</b>	Defective or loose sensor cable.	→ Check the sensor cable and the connections.
	Batteries spent/inserted incorrectly/ wrong batteries used.	→ Replace the batteries/insert correctly/use alkaline batteries.
	Air is trapped at the sensor tip.	→ Remove the trapped air (see 3. INITIAL OPERATION <i>To plant the sensor</i> ).
<b>Watering is not switched on although soil is dry</b>	Sensor is in a dip in the ground.	→ Insert the sensor in the correct position (see 3. INITIAL OPERATION <i>To select the correct location</i> ).
	Switching point is selected too dry.	→ Select the switching point "damper".
<b>LED battery flashes red</b>	Batteries of the sensor are flat.	→ Replace the batteries of the sensor.
<b>LED battery illuminates red</b>	Sensor is defective.	→ Contact the GARDENA Service.



**NOTE: For any other malfunctions please contact the GARDENA service department. Repairs must only be done by GARDENA service departments or specialist dealers approved by GARDENA.**

## 8. TECHNICAL DATA

<i>Soil Moisture Sensor</i>	Unit	Value (Art. 1867)
<b>Connection cable</b>	m	5
<b>Outdoor operating temperature</b>	°C	5 – 50
<b>Storage temperature</b>	°C	–20 – +60
<b>Batteries required</b>		2 x alkalimanganese (alkaline) batteries type LR6 (AA) (Mignon)
<b>Operating time of the batteries</b>		approx. 1 year with alkaline batteries (min. 2000 mAh)

## 9. ACCESSORIES

<b>GARDENA Extension Cable</b> (length: 10 metres)	Used to extend sensor cable to max. 105 metres.	<b>Art. 1868</b>
<b>GARDENA Sensor tip with felt</b>	For replacement with damaged sensor tip.	<b>obtainable via the GARDENA Service</b>
<b>GARDENA Hooks</b>	For attaching the connecting or extension cable.	<b>Art. 4090</b>
<b>GARDENA Adapter Cable Set</b>	For GARDENA Irrigation Controls with a two-core Sensor Connection.	<b>obtainable via the GARDENA Service</b>

## 10. SERVICE/WARRANTY

### **Service:**

Please contact the address on the back page.

### **Warranty statement:**

In the event of a warranty claim, no charge is levied to you for the services provided.

GARDENA Manufacturing GmbH grants a warranty for all original GARDENA new products for two years from the date of original purchase from the retailer, provided that the devices have been for private use only. This manufacturer's warranty does not apply to products acquired second hand. This warranty includes all significant defects of the product that can be proved to be material or manufacturing faults. This warranty is fulfilled by supplying a fully functional replacement product or by repairing the faulty product sent to us free of charge; we reserve the right to choose between these options. This service is subject to the following provisions:

- The product has been used for its intended purpose as per the recommendations in the operating instructions.
- Neither the purchaser nor a third party has attempted to open or repair the product.
- Only Original GARDENA replacement parts and wear parts have been used for operation.

- Presentation of the receipt.

Normal wear and tear of parts and components (such as blades, blade fixing parts, turbines, light bulbs, V-belts/toothed belts, impellers, air filters, spark plugs), visual changes, wear parts and consumables are excluded from the warranty.

This manufacturer's warranty is limited to replacement and repair of products in accordance with the abovementioned conditions. The manufacturer's warranty does not constitute an entitlement to lodge other claims against us as a manufacturer, such as for damages. This manufacturer's warranty does **not**, of course, affect statutory and contractual warranty claims against the dealer/retailer.

The manufacturer's warranty is governed by the law of the Federal Republic of Germany.

In case of a warranty claim, please return the faulty product, together with a copy of the receipt and a description of the fault, with postage paid to the service address.

### **Consumables:**

As a wear part the sensor tip with felt is not covered by the guarantee. Faults which occur as a result of incorrectly installed or leaking batteries are not covered by the guarantee.

<p><b>DE Produkthaftung</b> Wir weisen ausdrücklich darauf hin, dass wir in Übereinstimmung mit dem Produkthaftungsgesetz nicht für Schäden haften, die durch unsere Produkte entstehen, wenn diese unsachgemäß und nicht durch einen von uns autorisierten Servicepartner repariert wurden oder wenn keine Original GARDENA Teile oder von uns zugelassene Teile verwendet wurden.</p>	<p><b>DA Produktansvar</b> I overensstemmelse med den tyske produktansvarslov erklærer vi hermed udtrykkeligt, at vi ikke påtager os noget ansvar for skader på vores produkter, hvis de pågældende produkter ikke er blevet repareret korrekt af en GARDENA-godkendt servicepartner, eller hvor der ikke er brugt originale GARDENA-reservedele eller godkendte reservedele fra GARDENA.</p>
<p><b>EN Product liability</b> In accordance with the German Product Liability Act, we hereby expressly declare that we accept no liability for damage incurred from our products where said products have not been properly repaired by a GARDENA-approved service partner or where original GARDENA parts or parts authorised by GARDENA were not used.</p>	<p><b>FI Tuotevastuu</b> Saksan tuotevastuulain mukaisesti emme ole vastuussa laitteiden vaurioista, jos korjauksia ei ole tehnyt GARDENAn hyväksymä huoltoliike tai jos niiden synnä on muiden kuin alkuperäisten GARDENA-varaosien tai GARDENAn hyväksymien varaosien käyttö.</p>
<p><b>FR Responsabilité</b> Conformément à la loi relative à la responsabilité du fait des produits défectueux, nous déclarons expressément par la présente que nous déclinons toute responsabilité pour les dommages résultant de nos produits, si lesdits produits n'ont pas été correctement réparés par un partenaire d'entretien agréé GARDENA ou si des pièces d'origine GARDENA ou des pièces agréées GARDENA n'ont pas été utilisées.</p>	<p><b>IT Responsabilità del prodotto</b> In conformità con la Legge tedesca sulla responsabilità del prodotto, con la presente dichiariamo espressamente che decliniamo qualsiasi responsabilità per danni causati dai nostri prodotti qualora non siano stati correttamente riparati presso un partner di assistenza approvato GARDENA o laddove non siano stati utilizzati ricambi originali o autorizzati GARDENA.</p>
<p><b>NL Productaansprakelijkheid</b> Conform de Duitse wet inzake productaansprakelijkheid verklaren wij hierbij uitdrukkelijk dat wij geen aansprakelijkheid aanvaarden voor schade ontstaan uit onze producten waarbij deze producten niet zijn gerepareerd door een GARDENA-erkende servicepartner of waarbij geen originele GARDENA-onderdelen of onderdelen die door GARDENA zijn goedgekeurd zijn gebruikt.</p>	<p><b>ES Responsabilidad sobre el producto</b> De acuerdo con la Ley de responsabilidad sobre productos alemana, por la presente declaramos expresamente que no aceptamos ningún tipo de responsabilidad por los daños ocasionados por nuestros productos si dichos productos no han sido reparados por un socio de mantenimiento aprobado por GARDENA o si no se han utilizado piezas originales GARDENA o piezas autorizadas por GARDENA.</p>
<p><b>SV Produktansvar</b> I enlighet med tyska produktansvarslagar förklarar vi härmed uttryckligen att vi inte åtar oss något ansvar för skador som orsakas av våra produkter där produkterna inte har genomgått korrekt reparation från en GARDENA-godkänd servicepartner eller där originaldelar från GARDENA eller delar godkända av GARDENA inte använts.</p>	<p><b>PT Responsabilidade pelo produto</b> De acordo com a lei alemã de responsabilidade pelo produto, declaramos que não nos responsabilizamos por danos causados pelos nossos produtos, caso os tais produtos não tenham sido devidamente reparados por um parceiro de assistência GARDENA aprovado ou se não tiverem sido utilizadas peças GARDENA originais ou peças autorizadas pela GARDENA.</p>

<p><b>PL Odpowiedzialność za produkt</b> Zgodnie z niemiecką ustawą o odpowiedzialności za produkt, niniejszym wyraźnie oświadczamy, że nie ponosimy żadnej odpowiedzialności za szkody poniesione na skutek użytkowania naszych produktów, w przypadku gdy naprawa tych produktów nie była odpowiednio przeprowadzana przez zatwierdzonego przez firmę GARDENA partnera serwisowego lub nie stosowano oryginalnych części GARDENA albo części autoryzowanych przez tę firmę.</p>	<p><b>SL Odgovornost proizvajalca</b> V skladu z nemškimi zakoni o odgovornosti za izdelke, izrecno izjavljajo, da ne sprejemamo nobene odgovornosti za škodo, ki jo povzročijo naši izdelki, če teh niso ustrezno popravili GARDENINI odobreni servisni partnerji ali pri tem niso bili uporabljeni originalni GARDENINI nadomestni deli ali GARDENINIMI homologiranimi nadomestnimi deli.</p>
<p><b>HU Termékszavatosság</b> A németországi termékszavatossági törvénnyel összhangban ezennel nyomatékosan kijelentjük, hogy nem vállalunk felelősséget a termékeinkben keletkezett olyan károkért, amelyek valamely GARDENA által jóváhagyott szervizpartner által nem megfelelően végzett javításból adódtak, vagy amely során nem eredeti GARDENA alkatrészeket vagy a GARDENA által jóváhagyott alkatrészeket használtak fel.</p>	<p><b>HR Pouzdanost proizvoda</b> Sukladno njemačkom zakonu o pouzdanosti proizvoda, ovime izričito izjavljujemo kako ne prihvaćamo nikakvu odgovornost za oštećenja na našim proizvodima nastala uslijed neispravnog popravka od strane servisnog partnera kojeg odobrava GARDENA ili uslijed nekorištenja originalnih GARDENA dijelova ili dijelova koje odobrava GARDENA.</p>
<p><b>CS Odpovědnost za výrobek</b> V souladu s německým zákonem o odpovědnosti za výrobek tímto výslovně prohlašujeme, že nepřijímáme žádnou odpovědnost za poškození vzniklá na našich výrobcích, kdy zmíněné výrobky nebyly řádně opraveny schváleným servisním partnerem GARDENA nebo kdy nebyly použity originální náhradní díly GARDENA nebo náhradní díly autorizované společností GARDENA.</p>	<p><b>ET Tootevastutus</b> Vastavalt Saksamaa tootevastutusseadusele deklareerime käesolevaga selgesõnaliselt, et me ei kanna mingisugust vastutust meie toodetest tingitud kahjude eest, kui need tooted ei ole korrektselt parandatud GARDENA heakskiidetud hoolduspartneri poolt või kui parandamisel ei ole kasutatud GARDENA originaalosi või GARDENA volitatud osi.</p>
<p><b>SK Zodpovednosť za produkt</b> V súlade s nemeckými právnymi predpismi upravujúcimi zodpovednosť za výrobok týmto výslovné prehlasujeme, že nesieme žiadnu zodpovednosť za škody spôsobené našimi výrobkami, v prípade ktorých neboli náležité opravy vykonané servisným partnerom schváleným spoločnosťou GARDENA alebo neboli použité diely spoločnosti GARDENA alebo diely schválené spoločnosťou GARDENA.</p>	<p><b>LT Gaminio patikimumas</b> Mes aiškiai pareiškiame, kad, atsižvelgiant į Vokietijos gaminių patikimumo įstatymą, nepriimame atsakomybės dėl bet kokios žalos, patirtos dėl mūsų gaminių, jeigu jie buvo netinkamai taisomi arba jų dalys buvo pakeistos neoriginaliomis GARDENA dalimis ar nepatvirtintomis dalimis, arba jeigu remonto darbai buvo atliekami ne GARDENA techninės priežiūros centro specialistų.</p>
<p><b>EL Ευθύνη προϊόντος</b> Σύμφωνα με τον γερμανικό νόμο περί Ευθύνης για τα Προϊόντα, με το παρόν δηλώνουμε ρητώς ότι δεν αποδεχόμαστε καμία ευθύνη για τυχόν ζημιές που προκύπτουν από τα προϊόντα μας εάν αυτά δεν έχουν επισκευαστεί σωστά από κάποιον εγκεκριμένο συνεργάτη επισκευών της GARDENA ή εάν δεν έχουν χρησιμοποιηθεί αυθεντικά εξαρτήματα GARDENA ή εξαρτήματα εγκεκριμένα από την GARDENA.</p>	<p><b>LV Atbildība par produkcijas kvalitāti</b> Saskaņā ar Vācijas likumu par atbildību par produkcijas kvalitāti ar šo mēs paziņojam, ka neuzņemamies atbildību par bojājumiem, kas radušies, lietojot mūsu izstrādājumus, kuru remontu nav veicis uzņēmuma GARDENA apstiprināts apkopes partneris vai kuru remontam netika izmantotas oriģinālās GARDENA detaļas vai detaļas, kuru lietošanu apstiprinājis uzņēmums GARDENA.</p>

**DE EU-Konformitätserklärung**

Der Unterzeichnende besttigt als Bevollmächtigte des Herstellers, der GARDENA Germany AB, PO Box 7454, S-103 92, Stockholm, Schweden, dass das (die) nachfolgend bezeichnete(n) Gerät(e) in der von uns in Verkehr gebrachten Ausführung die Anforderungen der harmonisierten EU-Richtlinien, EU-Sicherheitsstandards und produktspezifischen Standards erfüllt/erfüllen. Bei einer nicht mit uns abgestimmten Änderung des (der) Geräte(s) verliert diese Erklärung ihre Gültigkeit.

**EN EC Declaration of Conformity**

The undersigned hereby certifies as the authorized representative of the manufacturer, GARDENA Germany AB, PO Box 7454, S-103 92, Stockholm, Sweden, that, when leaving our factory, the unit(s) indicated below is/are in accordance with the harmonised EU guidelines, EU standards of safety and product specific standards. This certificate becomes void if the unit(s) is/are modified without our approval.

**FR Déclaration de conformité CE**

Le soussigné déclare, en tant que mandataire du fabricant, la GARDENA Germany AB, PO Box 7454, S-103 92, Stockholm, Suède, qu'à la sortie de ses usines le matériel neuf désigné ci-dessous était conforme aux prescriptions des directives européennes énoncées ci-après et conforme aux règles de sécurité et autres règles qui lui sont applicables dans le cadre de l'Union européenne. Toute modification portée sur ce(s) produit(s) sans l'accord express de notre part supprime la validité de ce certificat.

**NL EU-conformiteitsverklaring**

De ondergetekende bevestigt als gevolmachtigde van de fabrikant, GARDENA Germany AB, PO Box 7454, S-103 92, Stockholm, Zweden, dat het/de onderstaand vermelde apparaat/apparaten in de door ons in de handel gebrachte uitvoering voldoet/voldoen aan de eisen van de geharmoniseerde EU-richtlijnen, EU-veiligheidsnormen en productspecifieke normen. Bij een niet met ons afgestemde verandering van het apparaat/de apparaten verliest deze verklaring haar geldigheid.

**SV EU-försäkrän om överensstämmelse**

Undertecknad intygar som befullmäktigad företrädare för tillverkaren, GARDENA Germany AB, PO Box 7454, S-103 92, Stockholm, Sverige, att nedan angiven apparat/nedan angivna apparater i det utförande vi har släppt på marknaden, uppfyller fordringarna i de harmoniserade EU-direktiven, EU-säkerhetsstandarderna och de produktspecifika standarderna. Denna försäkrän upphör att gälla vid en ändring av apparaten/apparaterna som inte har stämts av med oss.

**DA EU-overensstemmelseserklæring**

Underskrivener bekræfter som fuldmægtig for producenten, GARDENA Germany AB, PO Box 7454, S-103 92, Stockholm, Sverige, at det (de) efterfølgende betegnede apparat(er) i den af os markedsførte udførelse opfylder kravene i de harmoniserede EU-direktiver, EU-sikkerhedsstandarder og produktspecifikke standarder. Foretages en ændring af apparatet/apparaterne, der ikke er aftalt med os, mister denne erklæring sin gyldighed.

**FI EU-vaatimustenmukaisuusvakuutus**

Allekirjoittanut vahvistaa valmistajan, GARDENA Germany AB, PO Box 7454, S-103 92, Tukholma, Ruotsi, valtuuttamana henkilönä, että seuraava laite täyttää/seuraavat laitteet täyttävät meidän toimittamassa mallissa yhdenmukaistettujen EU-direktiivien, EU-turvallisuusmääräysten ja tuotekohtaisten standardien vaatimukset. Laitteen/laitteiden muutoksissa, joista ei ole sovittu meidän kanssamme, menettää nämä selvitys voimaansaolonsa.

**IT Dichiarazione di conformità UE**

Il sottoscritto, in quanto soggetto autorizzato dal produttore, GARDENA Germany AB, PO Box 7454, S-103 92, Stoccolma, Svezia, dichiara che l'apparecchio/gli apparecchi di seguito denominato/i, nella versione da noi immessa in commercio, soddisfa/no i requisiti delle direttive UE armonizzate, degli standard di sicurezza europei e degli standard specifici per il prodotto. La presente dichiarazione perde di validità in caso di modifica dell'apparecchio/degli apparecchi non concordata con noi.

**ES Declaración de conformidad de la UE**

El firmante confirma, en calidad de apoderado del fabricante GARDENA Germany AB, PO Box 7454, S-103 92 Estocolmo (Suecia), que el/los aparato(s) mencionada(s) a continuación cumple(n), en la versión lanzada al mercado por nuestra empresa, los requisitos de las directivas de la UE armonizadas, los estándares de seguridad de la UE y los estándares específicos del producto. La presente declaración perderá su validez si se modifica(n) el/los aparato(s) sin previa aprobación por nuestra parte.

**PT Declaração CE de Conformidade**

O abaixo-assinado, na qualidade de representante do fabricante, GARDENA Germany AB, PO Box 7454, S-103 92, Stockholm, Schweden, confirma que o(s) aparelho(s) a seguir designado(s) no modelo lançado por nós no mercado cumpre/cumprem os requisitos das diretivas UE harmonizadas, as normas de segurança UE e as normas específicas para estes produtos. Esta declaração perde a sua validade se forem realizadas alterações no(s) aparelho(s) sem o nosso consentimento.

<p><b>PL Deklaracja zgodności UE</b> Nízej podpisany potwierdza jako upoważniony przedstawiciel producenta, spółki GARDENA Germany AB, PO Box 7454, S-103 92, Sztokholm, Szwecja, że określone poniżej urządzenie/-nia w wersji wprowadzanej przez nas do obrotu spelnia/-niają wymogi zharmonizowanych dyrektyw UE, norm bezpieczeństwa UE oraz norm dotyczących konkretnych produktów. Niniejsza deklaracja traci ważność w przypadku wprowadzania niezgodzonych z nami zmian urządzenia/ń.</p>	<p><b>SL Izjava EU o skladnosti</b> Spodaj podpisani kot pooblaščenec proizvajalca GARDENA Germany AB, PO Box 7454, S-103 92, Stockholm, Švedska, potrjuje, da v nadaljevanju označene naprave v izvedbi, v kakršni smo jih dali v promet, izpolnjujejo zahteve usklajenih direktiv EU, varnostnega standarda EU in standardov, ki veljajo za posamezne izdelke. V primeru spremembe naprave, ki ni usklajena z nami, ta izjava neha veljati.</p>
<p><b>HU EU megfeleléségi nyilatkozat</b> Az alulírott, a GARDENA Germany AB, Pf. 7454, S-103 92, Stockholm, Svédország megbízotti minőségében megerősíti, hogy az általunk alábbi kivitelben forgalomba hozott, lent nevezett eszköz(ök) megfelelel(nek) az uniós irányelvekkel összhangba hozott nemzeti előírások követelményeinek, az EU biztonsági szabványainak és a konkrét termékre vonatkozó szabványoknak. Az eszköz(ök)nek velünk nem egyeztetett módosítása esetén ez a nyilatkozat érvényét veszti.</p>	<p><b>HR EU izjava o skladnosti</b> Dolje potpisani kao opunomoćenik proizvođača, tvrtke GARDENA Germany AB, PO Box 7454, S-103 92, Stockholm, Švedska, potvrđujemo da niže navedeni uređaj(i) odgovarajuće izvedbe koji/koje smo iznijeli na tržište ispunjavaju kriterije usklađenih direktiva EU i sigurnosnih standarda EU kao i standarda koji se tiču proizvoda. Ova izjava gubi valjanost u slučaju izmjena uređaja koje nisu prethodno ugovorene s nama.</p>
<p><b>CS EU prohlášení o shodě</b> Podepsaná osoba zplnomocněná výrobcem GARDENA Germany AB, PO Box 7454, S-103 92, Stockholm, Švédsko potvrzuje, že v následujícím uvedený(-é) přístroj(-e) v provedení námi uvedeném na trh splňuje/splňují požadavky směrnice EU, bezpečnostních norem EU a norem specifických pro výrobek. V případě změny přístroje(-ů), která s námi nebyla dohodnuta, ztrácí toto prohlášení svou platnost.</p>	<p><b>ET EL-i vastavusdeklaratsioon</b> Allakirjutatu kinnitab tootja, GARDENA Germany AB, PO Box 7454, S-103 92, Stockholm, Rootsi, poolt volitatud isikuna, et järgnevalt nimetatud seade (seadmed) täidab (täidavad) meie poolt turule toodud versiooni kujul harmoneeritud EL-i direktiivide, EL-i ohutusstandardite ja tootepõhiste standardite nõuded. Seadmel (seadmetel) meiega koosõlastamata muudatuse tegemise korral kaotab käesolev deklaratsioon oma kehtivuse.</p>
<p><b>SK EÚ vyhlásenie o zhode</b> Dolu podpísaný potvrdzuje, ako splnomocnený zástupca výrobcu, GARDENA Germany AB, PO Box 7454, S-103 92, Stokholm, Švédsko, že ďalej označené zariadenie/a vo vyhotovení uvedenom na trh spĺňa/jú požiadavky harmonizovaných smerníc EÚ, bezpečnostných štandardov EÚ a predpisov, špecifických pre dané výrobky. Pri zmene zariadenia/zariadení, ktorá nebola odsúhlasená našou spoločnosťou, stráca toto vyhlásenie platnosť.</p>	<p><b>LT ES atitikties deklaracija</b> Pasirašantysis, kaip gamintojo, GARDENA Germany AB, PO Box 7454, S-103 92, Stokholmas, Švedija, įgaliojatis atstovas patvirtina, kad žemiau nurodyto (-ų) prietaiso (-ų) modeliai, kurie buvo pagaminti mūsų gamyklose, atitinka darniąsias ES direktyvas, ES saugumo standartus ir specifinius gaminio standartus. Atlikus bet kokį prietaiso (-ų) pakeitimą, kuris nėra suderintas su mumis, ši deklaracija praranda galiojimą.</p>
<p><b>EL Δήλωση συμμόρφωσης EE</b> Ο υπογεγραμμένος βεβαιώνει ως πληρεξούσιος του κατασκευαστή, της εταιρείας GARDENA Germany AB, T.Θ. 7454, S-103 92, Στοκχόλμη, Σουηδία, ότι η (οι) παρακάτω αναφερόμενη(ές) συσκευή(ές) στην έκδοσή που τίθεται από εμάς σε κυκλοφορία πληροί/πληρούν τις απαιτήσεις των εναρμονισμένων οδηγιών της ΕΕ, προτύπων ασφαλείας της ΕΕ και των ειδικών για το προϊόν προτύπων. Σε περίπτωση τροποποίησης της (των) συσκευής(ών) χωρίς προηγούμενη συσκευασία με την εταιρεία μας παύει να ισχύει η δήλωση.</p>	<p><b>LV ES atbilstības deklarācija</b> Zemā parakstījusies persona kā ražotāja, uzņēmuma GARDENA Germany AB, PO Box 7454, S-103 92, Stokholma, Zviedrija, pilnvarotais pārstāvis apstiprina, ka tālāk norādītā(-s) ierīcē(-s) izpildījumā, kādā mēs to (tās) esam laiduši tirgū, atbilst saskaņotajām ES direktīvām, ES drošības standartiem un konkrētajām produktam noteiktajiem standartiem. Ierīcē(-s) veicot ar mums nesaskaņotus izmaiņas, šī deklarācija zaudē savu spēku.</p>

<p>Produktbezeichnung: Description of the product: Désignation du produit : Beschrijving van het product: Beskrivning av produkten: Beskrivelse af produktet: Tuotteen kuvaus: Descrizione del prodotto: Descripción del producto: Descrição do produto: Opis produktu: A termék leírása: Popis výrobku: Popis produktu: Περιγραφή του προϊόντος: Opis izdelka: Opis proizvoda: Toote kirjeldus: Gaminio aprašas: Izstrādājuma apraksts:</p>	<p><b>Bodenfeuchtesensor</b> <b>Soil Moisture Sensor</b> <b>Sonde d'humidité</b> <b>Bodemvochtigheidssensor</b> <b>Fuktighetsensor</b> <b>Fugtighedssensor</b> <b>Maankosteusanturi</b> <b>Tester di umidità</b> <b>Sensor de humedad</b> <b>Sensor de humidade no solo</b> <b>Czujnik wilgotności gleby</b> <b>Talajnedvesség-érzékelő</b> <b>Senzor půdny vlhkosti</b> <b>Snímač vlhkosti pôdy</b> <b>Αισθητήρας υγρασίας εδάφους</b> <b>Senzor vlažnosti tal</b> <b>Senzor vlažnosti tla</b> <b>Pinnaseniiskusandur</b> <b>Dirvožemio drėgmės jutiklis</b> <b>Augsnes mitruma sensors</b></p>	<p>Hinterlegte Dokumentation: GARDENA-Technische Dokumentation, M. Kugler 89079 Ulm</p> <p>Deposited Documentation: GARDENA Technical Documentation, M. Kugler 89079 Ulm</p>	<p>Documentation déposée : Documentation technique GARDENA, M. Kugler 89079 Ulm</p>
<p>Artikelnummer: Article number: Référence : Artikelnummer: Artikelnummer: Artikelnummer: Tuotenumero: Codice articolo: Referencia: Número de referência: Numer katalogowy: Cikkszámok: Objednací číslo: Objednávacie číslo: Κωδικός είδους:</p>	<p>Številka izdelka: Kataloški broj: Artiklinumber: Dalies numeris: Artikula numurs:</p>	<p>Anbringungsjahr der CE-Kennzeichnung: Year of CE marking: Année d'apposition du marquage CE : Installatiejaar van de CE-aanduiding: Märkningsår: CE-Mærkningsår: CE-merkin kiinnitysvuosi: Anno di applicazione della certificazione CE: Colocación del distintivo CE: Ano de marcação pela CE: Rok nadania oznakowania CE: CE-jelzés elhelyezésének éve: Rok umístění značky CE:</p>	<p>Direktive EU: EC direktive: EÜ direktiivid: EB direktivos: EK direktivas:</p> <p><b>2011/65/EC</b> <b>2014/30/EC</b></p> <p>Rok udelenia značky CE: Έτος σήματος CE: Leto namestitve CE-oznake: Godina dobivanja CE oznake: CE-märgistuse paigaldamise aasta: Metai, kada pažymėta CE-ženklui: CE-marķējuma uzliikšanas gads:</p> <p><b>2020</b></p>

1867

2020

Ulm, den 14.12.2020	Der Bevollmächtigte
Ulm, 14.12.2020	Authorised representative
Fait à Ulm, le 14.12.2020	Le mandataire
Ulm, 14-12-2020	De gevolmachtigde
Ulm, 2020.12.14.	Auktoriserad representant
Ulm, 14.12.2020	Autoriseret repræsentant
Ulm, 14.12.2020	Valtuutettu edustaja
Ulm, 14.12.2020	Persona delegata
Ulm, 14.12.2020	La persona autorizada
Ulm, 14.12.2020	O representante
Ulm, dnia 14.12.2020	Pełnomocnik
Ulm, 14.12.2020	Meghatalmazott
Ulm, 14.12.2020	Zplnomocněnec
Ulm, dňa 14.12.2020	Splnomocnený
Ulm, 14.12.2020	Ο εξουσιοδοτημένος
Ulm, 14.12.2020	Pooblaščenec
Ulm, dana 14.12.2020	Ovlaštena osoba
Ulm, 14.12.2020	Volitatud esindaja
Ulm, 14.12.2020	Igalotasis atstovas
Ulme, 14.12.2020	Pilnvarotā persona



**Reinhard Pompe**  
Vice President



**Deutschland / Germany**

GARDENA Manufacturing GmbH  
Central Service  
Hans-Lorenser-Straße 40  
D-89079 Ulm  
Produktfragen: (+49) 731 490-123  
Reparaturen: (+49) 731 490-290  
service@gardena.com  
http://www.gardena.com

**Albania**

KRAFT SHPK  
Autostrada Tirane-Durrës  
Km 7  
1051 Tirane

**Argentina**

ROBERTO C. RUMBO S.R.L.  
Predio Norlog  
Lote 7  
Benavidez, ZC: 1621  
Buenos Aires  
ventas@rumbosrl.com.ar

**Australia**

Husqvarna Australia Pty. Ltd.  
Locked Bag 5  
Central Coast BC  
NSW 2252  
Phone: (+ 61) (0) 2 4352 7400  
customer.service@  
husqvarna.com.au

**Austria / Österreich**

Husqvarna Austria GmbH  
Industriezeile 36  
4010 Linz  
Tel.: (+43) 732 77 01 01-485  
service.gardena@husqvarnagroup.com

**Azerbaijan**

Firm Progress  
a. Aliyev Str. 26A  
1052 Baku

**Belarus**

Private Enterprise  
"Master Garden"  
Minsk  
Sharangovich str., 7a  
Phone: (+375) 17 257-00-33  
Mob.: (+375) 29 676-16-09  
mg@mastergarden.by

**Belgium**

Husqvarna Belgium nv  
Gardena Division  
Leuvensesteenweg 542  
Planet II E  
1930 Zaventem  
Belgie

**Bosnia / Herzegovina**

SILK TRADE d.o.o.  
Industrijska zona Bukva bb  
74260 Tešanj

**Brazil**

Husqvarna do Brasil Ltda  
Av. Francisco Matarazzo,  
1400 – 19ª andar  
São Paulo – SP  
CEP: 05001-903  
Tel: 0800-112252  
marketing.br.husqvarna@  
husqvarna.com.br

**Bulgaria**

AGROLAND България АД  
бул. 8 Декември, № 13  
Офис 5  
1700 Студентски град  
София  
Tel.: (+359) 24666910  
info@agroland.eu

**Canada / USA**

GARDENA Canada Ltd.  
100 Summerlea Road  
Brampton, Ontario L6T 4X3  
Phone: (+1) 905 792 93 30  
info@gardenacanada.com

**Chile**

REPRESENTACIONES  
JCE S.A.  
Av. Del Valle Norte 857,  
Piso 4  
Santiago RM  
Phone: (+ 56) 2 24142560  
contacto@jce.cl

**China**

Husqvarna (Shanghai)  
Management Co., Ltd.  
富世华 (上海) 管理有限公司  
3F, Benq Square B,  
No207, Song Hong Rd.,  
Chang Ning District,  
Shanghai, PRC. 200335  
上海市长宁区淞虹路207号明  
基广场B座3楼, 邮编: 200335

**Colombia**

Husqvarna Colombia S.A.  
Calle 18 No. 68 D-31, zona  
Industrial de Montevideo  
Bogotá, Cundinamarca  
Tel. 571 2922700 ext. 105  
jairo.salazar@husqvarna.com.co

**Costa Rica**

Compania Exim  
Euroiberoamericana S.A.  
Los Colegios, Moravia,  
200 metros al Sur del Colegio  
Saint Francis – San José  
Phone: (+506) 297 68 83  
exim\_euro@racsca.co.cr

**Croatia**

Husqvarna Austria GmbH  
Industriezeile 36  
4010 Linz  
Tel.: (+43) 732 77 01 01-485  
service.gardena@husqvarnagroup.com

**Cyprus**

Med Marketing  
17 Digeni Akrita Ave  
P.O. Box 27017  
1641 Nicosia

**Czech Republic**

Husqvarna Česko s.r.o.  
Türkova 2319/5b  
149 00 Praha 4 – Chodov  
Bezplatná infolinie: 800 100 425  
servis@cz.husqvarna.com

**Denmark**

GARDENA DANMARK  
Lejrevej 19, st.  
3500 Værløse  
Tlf.: (+45) 70 26 47 70  
husqvarna@husqvarna.dk  
www.gardena.com / dk

**Dominican Republic**

BOSQUESA, S.R.L  
Carretera Santiago Licey  
Km. 5 ½  
Esquina Copal II,  
Santiago  
Dominican Republic  
Phone: (+809) 736-0333  
joserbosquesa@claro.net.do

**Ecuador**

Husqvarna Ecuador S.A.  
Arupos E1-181 y 10 de  
Agosto Quito, Pichincha  
Tel.: (+593) 22800739  
francisco.jacome@husqvarna.com.ec

**Estonia**

Husqvarna Eesti OÜ  
Valdeku 132  
EE-11216 Tallinn  
info@gardena.ee

**Finland**

Oy Husqvarna Ab  
Gardena Division  
Lautatarhankatu 8 B / PL 3  
00581 HELSINKI  
www.gardena.fi

**France**

Husqvarna France  
9/11 Allée des pierres mayettes  
92635 Gennevilliers Cedex  
France  
http://www.gardena.com/ fr  
N° AZUR: 0 810 00 78 23  
(Prix d'un appel local)

**Georgia**

Transporter LLC  
113b Beliashvili street  
0159 Tbilisi, Georgia

**Great Britain**

Husqvarna UK Ltd  
Preston Road  
Aycliffe Industrial Park  
Newton Aycliffe  
County Durham  
DL5 6UP  
info.gardena@husqvarna.co.uk

**Greece**

Π.ΠΑΠΑΔΟΠΟΥΛΟΣ ΑΕΒΕ  
Λεωφ. Αθηνών 92  
Αθήνα  
T.K.104 42  
ΕΜάδα  
Τηλ. (+30) 210 5193100  
info@papadopoulos.com.gr

**Hungary**

Husqvarna Magyarországi Kft.  
Ezred u. 1-3  
1044 Budapest  
Telefon: (+36) 1 251-4161  
vevoszolgalat.husqvarna@husqvarna.hu

**Iceland**

BYKO ehf.  
Bildshófa 20  
110 Reykjavik

**Ireland**

Husqvarna UK Ltd  
Preston Road  
Aycliffe Industrial Park  
Newton Aycliffe  
County Durham  
DL5 6UP  
info.gardena@husqvarna.co.uk

**Italy**

Husqvarna Italia Spa  
Centro Direzionale Pianum  
Via del Lavoro 2, Scala B  
22036 ERBA (CO)  
Tel. (+39) 031.4147700  
assistenza.italia@it.husqvarna.com

**Japan**

Husqvarna Zenoah Co. Ltd. Japan  
1-9 Minamidai, Kawagoe  
350-1165 Saitama  
Japan  
gardena-jp@husqvarnagroup.com

**Kazakhstan**

LAMED Ltd.  
155/1, Tazhibayevoi Str.  
050060 Almaty  
IP Schmidt  
Abayavenue 3B  
110 005 Kostanay

**Korea**

Kyung Jin Trading CO., LTD.  
107-4, SunDuk Bld.,  
YangJae-dong,  
Secho-gu,  
Seoul, (zipcode: 137-891)  
Phone: (+82) (0)2 574-6300

**Latvia**

Husqvarna Latvija SIA  
Ulbrokas 19A  
LV-1021 Rīga  
info@gardena.lv

**Lithuania**

UAB Husqvarna Lietuva  
Ateities pl. 77C  
LT-52104 Kaunas  
info@gardena.lt

**Luxembourg**

Magasins Jules Neuberg  
39, rue Jacques Stas  
Luxembourg-Gasperich 2549  
Case Postale No. 12  
Luxembourg 2010  
Phone: (+352) 40 14 01  
api@neuberg.lu

**Mexico**

AFOSA  
Av. Lopez Mateos Sur # 5019  
Col. La Calma 45070  
Zapopan, Jalisco, Mexico  
Phone: (+52) 33 3818-3434  
icornejo@afosa.com.mx

**Moldova**

Convel S.R.L.  
290A Muncesti Str.  
2002 Chisinau

**Netherlands**

Husqvarna Nederland B.V.  
GARDENA Division  
Postbus 50131  
1305 AC ALMERE  
Phone: (+31) 36 521 00 10  
info@gardena.nl

**Neth. Antilles**

Jonka Enterprises N.V.  
Sta. Rosa Weg 196  
P.O. Box 8200  
Curaçao  
Phone: (+599) 9 767 66 55  
pgm@jonka.com

**New Zealand**

Husqvarna New Zealand Ltd.  
PO Box 76-437  
Manukau City 2241  
Phone: (+64) (0) 9 9202410  
support.nz@husqvarna.co.nz

**Norway**

Husqvarna Norge AS  
Gardena Division  
Trøskerveien 36  
1708 Sarpsborg  
info@gardena.no

**Peru**

Husqvarna Perú S.A.  
Jr. Ramón Cárcamo 710  
Lima 1  
Tel: (+51) 1 3320400 ext. 416  
juan.remuzgo@husqvarna.com

**Poland**

Husqvarna  
Poland Spółka z o.o.  
ul. Wysockiego 15 b  
03-371 Warszawa  
Phone: (+48) 22 330 96 00  
gardena@husqvarna.com.pl

**Portugal**

Husqvarna Portugal, SA  
Lagoa - Albarraque  
2635 - 595 Rio de Mouro  
Tel.: (+351) 21 922 85 30  
Fax : (+351) 21 922 85 36  
info@gardena.pt

**Romania**

Madex International Srl  
Soseaua Odaii 117 - 123,  
RO 013603 Bucuresti, S1  
Phone: (+40) 21 352.76.03  
madex@ines.ro

**Russia / Россия**

ООО „Хускварна“  
141400, Московская обл.,  
г. Химки,  
улица Ленинградская,  
владение 39, стр.6  
Бизнес Центр  
„Химки Бизнес Парк“,  
помещение 0B02\_04  
http://www.gardena.ru

**Serbia**

Domel d.o.o.  
Autoput za Novi Sad bb  
11273 Belgrade  
Phone: (+381) 1 18 48 88 12  
miroslav.lejina@domel.rs

**Singapore**

Hy-Ray PRIVATE LIMITED  
40 Jalan Pemimpin  
#02-08 Tat Ann Building  
Singapore 577185  
Phone: (+65) 6253 2277  
shiyang@hyray.com.sg

**Slovak Republic**

Husqvarna Česko s.r.o.  
Türkova 2319/5b  
149 00 Praha 4 – Chodov  
Bezplatná infolinika:  
800 154 044  
servis@sk.husqvarna.com

**Slovenia**

Husqvarna Austria GmbH  
Industriezeile 36  
4010 Linz  
Tel.: (+43) 732 77 01 01-485  
service.gardena@husqvarmagroup.com

**South Africa**

Husqvarna  
South Africa (Pty) Ltd  
Postnet Suite 250  
Private Bag X6,  
Cascades, 3202  
South Africa  
Phone: (+27) 33 846 9700  
info@gardena.co.za

**Spain**

Husqvarna España S.A.  
Calle de Rivas nº 10  
28052 Madrid  
Phone: (+34) 91 708 05 00  
atencioncliente@gardena.es

**Suriname**

Deto Handelmaatschappij N.V.  
Kerkkampweg 72-74  
P.O.Box: 12782  
Paramaribo – Suriname  
South America  
Phone: (+597) 438050  
www.deto.sr

**Sweden**

Husqvarna AB/GARDENA Sverige  
Drottninggatan 2  
561 82 Huskvarna  
Sverige

**Switzerland / Schweiz**

Husqvarna Schweiz AG  
Consumer Products  
Industriestrasse 10  
5506 Mägenwil  
Phone: (+41) (0) 62 887 37 90  
info@gardena.ch

**Turkey**

Dost Bahçe Dis Ticaret  
Müessesilik A.Ş  
Yunus Mah. Adli Sok. No: 3  
İc Kapı No: 1 Kartal  
34873 İstanbul  
Phone: (+90) 216 38 93 939  
info@dostbahce.com.tr

**Ukraine / Україна**

ТОВ «Хускварна Україна»  
вул. Васильківська, 34,  
офіс 204-г  
03022, м. Київ  
Тел: (+38) 0 800 504 804  
info@gardena.ua

**Uruguay**

FEL SA  
Entre Rios 1083 CP 11800  
Montevideo – Uruguay  
Tel : (+598) 22 03 18 44  
info@felisa.com.uy

**Venezuela**

Corporación Casa y Jardín C.A.  
Av. Caroní, Edif. Trezmen, PB.  
Colinas de Bello Monte.  
1050 Caracas.  
Tlf : (+58) 212 992 33 22  
info@casayjardin.net.ve

1867-20.960.01/0221  
© GARDENA Manufacturing GmbH  
D-89079 Ulm  
http://www.gardena.com